

Hobart and William Smith Colleges

Spring 2018 Final Course Evaluations

Course: ECON202-02: Statistics-02-ECON 202-02

Instructor: XINTONG WANG *

Response Rate: 17/24 (70.83 %)

1 - On average, the number of hours per week I worked out of class on this course was:

Response Option	Weight	Frequency	Percent	Percent Responses	Means		
Less than 1	(1)	2	11.76%			2.35	Instructor
1-3	(2)	7	41.18%				
4-6	(3)	8	47.06%				
7-9	(4)	0	0.00%				
10+	(5)	0	0.00%				
Response Rate				Mean	STD	Median	
17/24 (70.83%)				2.35	0.70	2.00	

2 - Over the entire semester, I sought help from the professor out of class...

XINTONG WANG

Response Option	Weight	Frequency	Percent	Percent Responses	Means		
Never	(1)	3	17.65%			2.35	Instructor
1 or 2 times	(2)	7	41.18%				
3 or 4 times	(3)	5	29.41%				
5 or more times	(4)	2	11.76%				
Response Rate				Mean	STD	Median	
17/24 (70.83%)				2.35	0.93	2.00	

3 - Over the entire semester, I missed class...

Response Option	Weight	Frequency	Percent	Percent Responses	Means		
Never	(1)	4	23.53%			2.00	Instructor
1 or 2 times	(2)	10	58.82%				
3 or 4 times	(3)	2	11.76%				
5 or more times	(4)	1	5.88%				
Response Rate				Mean	STD	Median	
17/24 (70.83%)				2.00	0.79	2.00	

4 - The grade I expect to get in this course is...

Response Option	Weight	Frequency	Percent	Percent Responses	Means		
A	(1)	10	58.82%			1.53	Instructor
B	(2)	5	29.41%				
C	(3)	2	11.76%				
D	(4)	0	0.00%				
F	(5)	0	0.00%				
CR/NC/CRD	(6)	0	0.00%				
Incomplete	(7)	0	0.00%				
Response Rate				Mean	STD	Median	
17/24 (70.83%)				1.53	0.72	1.00	

Hobart and William Smith Colleges

Spring 2018 Final Course Evaluations

Course: ECON202-02: Statistics-02-ECON 202-02

Instructor: XINTONG WANG *

Response Rate: 17/24 (70.83 %)

5 - The grade I think I deserve is...					
Response Option	Weight	Frequency	Percent	Percent Responses	Means
A	(1)	10	58.82%		
B	(2)	5	29.41%		
C	(3)	1	5.88%		
D	(4)	1	5.88%		
F	(5)	0	0.00%		
CR/NC/CRD	(6)	0	0.00%		
Incomplete	(7)	0	0.00%		
				0 25 50 100	
Response Rate			Mean	STD	Median
17/24 (70.83%)			1.59	0.87	1.00

6 - The professor encouraged my interest in the subject.					
XINTONG WANG					
Response Option	Weight	Frequency	Percent	Percent Responses	Means
Strongly disagree	(1)	1	5.88%		
Disagree	(2)	5	29.41%		
Neutral	(3)	9	52.94%		
Agree	(4)	1	5.88%		
Strongly agree	(5)	1	5.88%		
No Opinion/Not Applicable	(0)	0	0.00%		
				0 25 50 100	Instructor
Response Rate			Mean	STD	Median
17/24 (70.83%)			2.76	0.90	3.00

- I had trouble getting invested in the class. I do not believe it was the professors fault for that, just that I had little interest in stats and it is required.
- She is a very smart women, but she doesn't convey ideas well to the class

7 - The professor helped me to understand new concepts and ideas.					
XINTONG WANG					
Response Option	Weight	Frequency	Percent	Percent Responses	Means
Strongly disagree	(1)	2	11.76%		
Disagree	(2)	3	17.65%		
Neutral	(3)	5	29.41%		
Agree	(4)	6	35.29%		
Strongly agree	(5)	1	5.88%		
No Opinion/Not Applicable	(0)	0	0.00%		
				0 25 50 100	Instructor
Response Rate			Mean	STD	Median
17/24 (70.83%)			3.06	1.14	3.00

- As long as a student pays attention, they will learn the concepts.
- We consistently had to teach ourselves almost everything prior to tests and lab report due dates.
- She took the time to help me everytime in class that I asked for it.
- While working on my final project I reached out to Professor Wang multiple times looking for help and some direction. She said she did not have time so it forced me to get help from classmates who seemed to also be having trouble.

Hobart and William Smith Colleges

Spring 2018 Final Course Evaluations

Course: ECON202-02: Statistics-02-ECON 202-02

Instructor: XINTONG WANG *

Response Rate: 17/24 (70.83 %)

8 - In taking this course I learned new skills and/or gained new perspectives.

Response Option	Weight	Frequency	Percent	Percent Responses	Means			
Strongly disagree	(1)	1	5.88%		3.47	Instructor		
Disagree	(2)	1	5.88%					
Neutral	(3)	5	29.41%					
Agree	(4)	9	52.94%					
Strongly agree	(5)	1	5.88%					
No Opinion/Not Applicable	(0)	0	0.00%					
Response Rate				Mean	STD	Median		
17/24 (70.83%)				3.47	0.94	4.00		

9 - In taking this course I substantially increased my knowledge of the subject.

Response Option	Weight	Frequency	Percent	Percent Responses	Means			
Strongly disagree	(1)	1	5.88%		3.00	Instructor		
Disagree	(2)	3	17.65%					
Neutral	(3)	9	52.94%					
Agree	(4)	3	17.65%					
Strongly agree	(5)	1	5.88%					
No Opinion/Not Applicable	(0)	0	0.00%					
Response Rate				Mean	STD	Median		
17/24 (70.83%)				3.00	0.94	3.00		

• I took AP Stats in high school, and Statistics and Design last semester, so I already had a pretty good understanding of the material.

10 - The professor held me to a high standard of performance.

XINTONG WANG

Response Option	Weight	Frequency	Percent	Percent Responses	Means			
Strongly disagree	(1)	1	5.88%		3.53	Instructor		
Disagree	(2)	2	11.76%					
Neutral	(3)	4	23.53%					
Agree	(4)	7	41.18%					
Strongly agree	(5)	3	17.65%					
No Opinion/Not Applicable	(0)	0	0.00%					
Response Rate				Mean	STD	Median		
17/24 (70.83%)				3.53	1.12	4.00		

• Tests were a little too hard and not entirely based on the material learned in class.

Hobart and William Smith Colleges

Spring 2018 Final Course Evaluations

Course: ECON202-02: Statistics-02-ECON 202-02

Instructor: XINTONG WANG *

Response Rate: 17/24 (70.83 %)

11 - The professor's expectations were clear (e.g., course objectives, grading, attendance policy, nature and content of assignments, students' responsibilities, etc.).

XINTONG WANG

Response Option	Weight	Frequency	Percent	Percent Responses	Means		
Strongly disagree	(1)	2	11.76%			Instructor	
Disagree	(2)	4	23.53%				
Neutral	(3)	2	11.76%				
Agree	(4)	7	41.18%				
Strongly agree	(5)	2	11.76%				
No Opinion/Not Applicable	(0)	0	0.00%				
Response Rate				Mean	STD	Median	
17/24 (70.83%)				3.18	1.29	4.00	

- On tests, she would not explain what we did wrong. She would just say -2 for example.
- Some assignments were very vague
- People were very unclear when the final project was due. After talking to classmates we decided it was due at midnight. I sent her an email at 2 asking for guidance and she replied and said the project was due two hours ago and I should probably just submit it.

12 - The class meetings enhanced my understanding of the material.

Response Option	Weight	Frequency	Percent	Percent Responses	Means		
Strongly disagree	(1)	1	5.88%			Instructor	
Disagree	(2)	3	17.65%				
Neutral	(3)	4	23.53%				
Agree	(4)	7	41.18%				
Strongly agree	(5)	2	11.76%				
No Opinion/Not Applicable	(0)	0	0.00%				
Response Rate				Mean	STD	Median	
17/24 (70.83%)				3.35	1.11	4.00	

- Often just read the textbook that was projected on a powerpoint without stopping to teach
- Regular classes were helpful in explaining the material but labs did not help me to understand how to use the sas program.

13 - The professor provided feedback on my work in a timely fashion.

XINTONG WANG

Response Option	Weight	Frequency	Percent	Percent Responses	Means		
Strongly disagree	(1)	1	6.25%			Instructor	
Disagree	(2)	0	0.00%				
Neutral	(3)	2	12.50%				
Agree	(4)	9	56.25%				
Strongly agree	(5)	4	25.00%				
No Opinion/Not Applicable	(0)	0	0.00%				
Response Rate				Mean	STD	Median	
16/24 (66.67%)				3.94	1.00	4.00	

Hobart and William Smith Colleges

Spring 2018 Final Course Evaluations

Course: ECON202-02: Statistics-02-ECON 202-02

Instructor: XINTONG WANG *

Response Rate: 17/24 (70.83 %)

14 - The professor provided feedback on my work in a constructive fashion.

XINTONG WANG

Response Option	Weight	Frequency	Percent	Percent Responses	Means		
Strongly disagree	(1)	1	5.88%		3.76	Instructor	
Disagree	(2)	0	0.00%				
Neutral	(3)	3	17.65%				
Agree	(4)	11	64.71%				
Strongly agree	(5)	2	11.76%				
No Opinion/Not Applicable	(0)	0	0.00%				
Response Rate				Mean	STD	Median	
17/24 (70.83%)				3.76	0.90	4.00	

• Sometimes she would give feedback, other times she would not.

15 - The professor was accessible to me outside of class time (e.g. office hours, email, chat or phone, etc).

XINTONG WANG

Response Option	Weight	Frequency	Percent	Percent Responses	Means		
Strongly disagree	(1)	1	5.88%		3.82	Instructor	
Disagree	(2)	1	5.88%				
Neutral	(3)	3	17.65%				
Agree	(4)	7	41.18%				
Strongly agree	(5)	5	29.41%				
No Opinion/Not Applicable	(0)	0	0.00%				
Response Rate				Mean	STD	Median	
17/24 (70.83%)				3.82	1.13	4.00	

• Always responded to any of my emails in a very timely fashion.

16 - I felt included and respected in the classroom.

Response Option	Weight	Frequency	Percent	Percent Responses	Means		
Strongly disagree	(1)	0	0.00%		4.25	Instructor	
Disagree	(2)	0	0.00%				
Neutral	(3)	1	6.25%				
Agree	(4)	10	62.50%				
Strongly agree	(5)	5	31.25%				
No Opinion/Not Applicable	(0)	0	0.00%				
Response Rate				Mean	STD	Median	
16/24 (66.67%)				4.25	0.58	4.00	

Hobart and William Smith Colleges

Spring 2018 Final Course Evaluations

Course: ECON202-02: Statistics-02-ECON 202-02

Instructor: XINTONG WANG *

Response Rate: 17/24 (70.83 %)

17 - How often do you read assigned material before it is covered in class?					
Response Option	Weight	Frequency	Percent	Percent Responses	Means
Never	(1)	1	5.88%		3.24
rarely	(2)	2	11.76%		
sometimes	(3)	7	41.18%		
often	(4)	6	35.29%		
always	(5)	1	5.88%		
				0 25 50 100	Instructor
Response Rate			Mean	STD	Median
17/24 (70.83%)			3.24	0.97	3.00

18 - How would you describe the amount of effort you invested in this course?					
Response Option	Weight	Frequency	Percent	Percent Responses	Means
1 Much less than for others	(1)	0	0.00%		3.12
2	(2)	6	35.29%		
3 The same as other courses	(3)	5	29.41%		
4	(4)	4	23.53%		
5 Much more than for others	(5)	2	11.76%		
				0 25 50 100	Instructor
Response Rate			Mean	STD	Median
17/24 (70.83%)			3.12	1.05	3.00

19 - Do you feel the grading in this course was . . .					
Response Option	Weight	Frequency	Percent	Percent Responses	Means
1 easy	(1)	0	0.00%		3.18
2	(2)	2	11.76%		
3 typical for HWS	(3)	11	64.71%		
4	(4)	3	17.65%		
5 difficult	(5)	1	5.88%		
				0 25 50 100	Instructor
Response Rate			Mean	STD	Median
17/24 (70.83%)			3.18	0.73	3.00

20 - Grading standards in this course were uniformly applied to all students.					
Response Option	Weight	Frequency	Percent	Percent Responses	Means
1 strongly disagree	(1)	0	0.00%		3.59
2	(2)	1	5.88%		
3 agree	(3)	8	47.06%		
4	(4)	5	29.41%		
5 strongly agree	(5)	3	17.65%		
				0 25 50 100	Instructor
Response Rate			Mean	STD	Median
17/24 (70.83%)			3.59	0.87	3.00

Hobart and William Smith Colleges

Spring 2018 Final Course Evaluations

Course: ECON202-02: Statistics-02-ECON 202-02

Instructor: XINTONG WANG *

Response Rate: 17/24 (70.83 %)

21 - How well did the instructor explain how you were to be graded/evaluated in this Class?						
Response Option	Weight	Frequency	Percent	Percent Responses	Means	
1 poorly	(1)	1	5.88%		 3.35	
2	(2)	0	0.00%			
3 adequately	(3)	10	58.82%			
4	(4)	4	23.53%			
5 very well	(5)	2	11.76%			
				0 25 50 100	Instructor	
Response Rate		Mean		STD		Median
17/24 (70.83%)		3.35		0.93		3.00

22 - Over the semester, how often did you seek out the professor during his/her office hours?						
XINTONG WANG						
Response Option	Weight	Frequency	Percent	Percent Responses	Means	
never	(1)	4	23.53%		 1.94	
1-4 times	(2)	10	58.82%			
5-10 times	(3)	3	17.65%			
More than 10 times	(4)	0	0.00%			
				0 25 50 100	Instructor	
Response Rate		Mean		STD		Median
17/24 (70.83%)		1.94		0.66		2.00

23 - Rate the general accessibility of the professor (via phone, email, office hours, etc.)						
XINTONG WANG						
Response Option	Weight	Frequency	Percent	Percent Responses	Means	
1 poor	(1)	0	0.00%		 3.53	
2	(2)	3	17.65%			
3 good	(3)	5	29.41%			
4	(4)	6	35.29%			
5 excellent	(5)	3	17.65%			
				0 25 50 100	Instructor	
Response Rate		Mean		STD		Median
17/24 (70.83%)		3.53		1.01		4.00

24 - Evaluate the ability of the professor to communicate ideas						
XINTONG WANG						
Response Option	Weight	Frequency	Percent	Percent Responses	Means	
1 poor	(1)	3	17.65%		 2.53	
2	(2)	5	29.41%			
3 good	(3)	7	41.18%			
4	(4)	1	5.88%			
5 excellent	(5)	1	5.88%			
				0 25 50 100	Instructor	
Response Rate		Mean		STD		Median
17/24 (70.83%)		2.53		1.07		3.00

Hobart and William Smith Colleges

Spring 2018 Final Course Evaluations







Course: ECON202-02: Statistics-02-ECON 202-02

Instructor: XINTONG WANG *

Response Rate: 17/24 (70.83%)


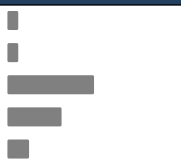




25 - How would you rate the adequacy of the professor's preparation for the class?

XINTONG WANG

Response Option	Weight	Frequency	Percent	Percent Responses	Means					
1 poor	(1)	1	5.88%			3.71	Instructor			
2	(2)	0	0.00%							
3 good	(3)	6	35.29%							
4	(4)	6	35.29%							
5 excellent	(5)	4	23.53%							
				0 25 50 100						
Response Rate				Mean		STD		Median		
17/24 (70.83%)				3.71		1.05		4.00		







26 - Does the professor encourage students to ask questions, express their own ideas, etc.?

XINTONG WANG

Response Option	Weight	Frequency	Percent	Percent Responses	Means					
1 not encouraging	(1)	1	5.88%			3.35	Instructor			
2	(2)	1	5.88%							
3 somewhat encouraging	(3)	8	47.06%							
4	(4)	5	29.41%							
5 very encouraging	(5)	2	11.76%							
				0 25 50 100						
Response Rate				Mean		STD		Median		
17/24 (70.83%)				3.35		1.00		3.00		


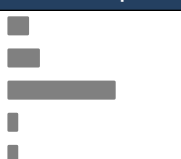




27 - Rate the professor's ability to stimulate your interest in the subject of this course.

XINTONG WANG

Response Option	Weight	Frequency	Percent	Percent Responses	Means					
1 poor	(1)	3	17.65%			2.29	Instructor			
2	(2)	9	52.94%							
3 good	(3)	3	17.65%							
4	(4)	1	5.88%							
5 excellent	(5)	1	5.88%							
				0 25 50 100						
Response Rate				Mean		STD		Median		
17/24 (70.83%)				2.29		1.05		2.00		

28 - Overall, how would you rate this instructor?

XINTONG WANG

Response Option	Weight	Frequency	Percent	Percent Responses	Means					
1 poor	(1)	2	11.76%			2.76	Instructor			
2	(2)	3	17.65%							
3 good	(3)	10	58.82%							
4	(4)	1	5.88%							
5 excellent	(5)	1	5.88%							
				0 25 50 100						
Response Rate				Mean		STD		Median		
17/24 (70.83%)				2.76		0.97		3.00		

Hobart and William Smith Colleges

Spring 2018 Final Course Evaluations

Course: ECON202-02: Statistics-02-ECON 202-02

Instructor: XINTONG WANG *

Response Rate: 17/24 (70.83 %)

29 - How would you evaluate the level of difficulty of the course?					
Response Option	Weight	Frequency	Percent	Percent Responses	Means
1 Underestimated my abilities	(1)	1	5.88%		<p>3.24</p>
2	(2)	0	0.00%		
3 correctly estimated my abilities	(3)	11	64.71%		
4	(4)	4	23.53%		
5 overestimated my abilities	(5)	1	5.88%		
				0 25 50 100	Instructor
Response Rate		Mean		STD	Median
17/24 (70.83%)		3.24		0.83	3.00

30 - How would you rate the contribution of the readings to the course?					
Response Option	Weight	Frequency	Percent	Percent Responses	Means
1 poor	(1)	3	17.65%		<p>2.65</p>
2	(2)	4	23.53%		
3 good	(3)	8	47.06%		
4	(4)	0	0.00%		
5 excellent	(5)	2	11.76%		
				0 25 50 100	Instructor
Response Rate		Mean		STD	Median
17/24 (70.83%)		2.65		1.17	3.00

31 - How much has your knowledge of the topic of this course increased?					
Response Option	Weight	Frequency	Percent	Percent Responses	Means
1 very little	(1)	2	11.76%		<p>2.71</p>
2	(2)	3	17.65%		
3 somewhat	(3)	11	64.71%		
4	(4)	0	0.00%		
5 very much	(5)	1	5.88%		
				0 25 50 100	Instructor
Response Rate		Mean		STD	Median
17/24 (70.83%)		2.71		0.92	3.00

32 - How would you rate this course?					
Response Option	Weight	Frequency	Percent	Percent Responses	Means
1 poor	(1)	1	6.25%		<p>2.81</p>
2	(2)	3	18.75%		
3 good	(3)	11	68.75%		
4	(4)	0	0.00%		
5 excellent	(5)	1	6.25%		
				0 25 50 100	Instructor
Response Rate		Mean		STD	Median
16/24 (66.67%)		2.81		0.83	3.00

Hobart and William Smith Colleges

Spring 2018 Final Course Evaluations

Course: ECON202-02: Statistics-02-ECON 202-02
Instructor: XINTONG WANG *
Response Rate: 17/24 (70.83 %)

33 - What did you like best about this course?

Response Rate	15/24 (62.5%)
----------------------	---------------

- The final project is the best I like, since I could do some research on the topic I am interested in.
- I generally enjoy statistics, so I liked almost everything about the course.
- Midterm expectations were clear
- Programming in SAS
- I liked the quizzes that we had all class to work on, I thought those were really helpful in practicing what we had just learned. I also liked the workbook/lecture guides. I thought they were very helpful.
- good feedback
- I liked the flow of the classroom.
- when we had pop quizzes it gave us the chance to actually do problems out
- The professor provided feedback on the lab assignment we submitted.
- What I liked best about this course was the use of the in class quizzes and problem sets that were posted. They allowed for me to see real problems that I would see on my exams. I just wish there were more of them over the course of the semester.
- The biggest issue with this class was one of group psychology and a relatively new professor who, in her desire to help students, fell into the trap of always going to help the same group of students were not paying attention and goofing off. While these problems were compounded by the Professor's soft voice which was quickly drowned out by students' talking or generally not paying attention. They blame the professor and her accent for their lack of success in the course which then gives them an excuse to not pay attention which then explains their lack of success. It is a self-fulfilling prophecy that really could not be derailed by the Professor's best efforts.
- I liked best how the professor would help us to outline our notes through the workbook.
- The professor was very knowledgeable about the subject. She also tried very hard in order to get people in class to participate in discussions.
- Nothing this is was awful class and I took away nothing from it. I never understood anything being taught. I would have benefited more from just not attending class.
- The test prep allowed myself to gather the information needed before the exams

34 - How could this course be improved?

Response Rate	15/24 (62.5%)
----------------------	---------------

- This course can be improved to have more practice problems.
- I wish there was more in class work, and possibly some online homework out of class. I feel that the few homework questions assigned every week did not really help me learn more. Also, only having to answer one homework question all semester discouraged me from answering the questions after I participated once.
- Slow down lectures. Make everything a little more clear when articulated.
- More focus on programming, I didnt feel like I gained more than a superficial knowledge of SAS
- Professor Wang could slow down a bit more, she speaks quickly and as a result, sometimes it is hard to understand everything she says. Also, having notes written on the board was tough because sometimes it was hard to read what she had written. I preferred having notes on power point slides.
- put PowerPoint on Canvas
- A clearer picture of what the course is heading to/the purpose for the class could be clearer.
- more interactive, less lecture
- For example, share the slides to the students. Reduce the difficulty of the lab assignment.
- I think this course could be improved with a better teaching of the SAS program. I felt pretty lost during the semester when having to work on SAS alone, I would often work with a group but even as a group we were pretty confused most of the time.
- I do not know how you fix the problem of students going into classes with their friends and then not being serious while in those courses.
- I would recommend a better explanation of how to use the sas programing. I do not feel prepared to create my own sas program for your final project.
- The professor needs to stay focused more, she often would go off on tangents not really related to the subject material.
- Put a new teacher in to teach the class.
- I still am not very good at SAS which was the entire final project. Because of this I feel like I wasted time trying to figure it out when I could've been doing the other million things I had to complete during finals week.

Hobart and William Smith Colleges

Spring 2018 Final Course Evaluations

Course: ECON202-02: Statistics-02-ECON 202-02

Instructor: XINTONG WANG *

Response Rate: 17/24 (70.83 %)

35 - Would you recommend this professor to a friend? Yes No Why or why not?

XINTONG WANG

Response Rate 13/24 (54.17%)

- Yes. Since Professor Wang always very friendly, when I asked some questions to her.
- Yes and no. Professor Wang is very accessible, and is willing to help you whenever you need it. However, sometimes the lectures are hard to follow, go very fast, and can be generally difficult.
- I would recommend taking this course if you are willing to teach the material to yourself before midterms. She does a good job laying everything out but does not actually teach it too well she just says what she writes on the board most of the time.
- No because it was hard to learn from her in class even though she was helpful outside of class.
- Yes, but I would advise them to do a lot of independent work on learning the material, because sometimes professor Wang is not able to answer questions in a clear way.
- yes, she is nice
- Yes, because she is incredibly kind and helpful
- yes and no, she's really sweet and accommodating when you expressed that you didn't get something but she only explain things in depth when you ask a question or make a big deal. she'll never stop and do examples in class, instead she just reads the textbook to us
- No.
- I wouldn't. The reason for this is she is often hard to understand. I think Professor Wang really wants her students to exceed and she does put a lot of effort into what she is doing. However, in my option it is hard to learn from her most of the time.
- I would recommend professor Wang to others because she is extremely organized and is equally as accessible as other professor here at the colleges. She is very nice and addresses all questions asked during class. She also took the time to find out what works best for us and took recommendations on how the class could be improved midway through the semester; this was extremely helpful and shows how dedicated the professor is to helping out students.
- No for two reasons. 1. She doesn't convey ideas well, you'll end up teaching yourself a lot of the material simply because you can't really keep up with her. 2. Very hard grader, her exams aren't entirely based off of the material learned in class.
- NO!!!! YOU WILL LEARN NOTHING

36 - Other comments:

Response Rate 1/24 (4.17%)

- Professor Wang is a hard worker, she wants to help her students learn, she's just hard to understand at times.

37 - Which of the following describes why you enrolled in this course (not limited to one response)?

Response Option	Weight	Frequency	Percent	Percent Responses
Required for Major	(1)	14	82.35%	
Required for Minor	(2)	1	5.88%	
General Interest	(3)	5	29.41%	
Reputation of the course	(4)	1	5.88%	
Reputation of the professor	(5)	0	0.00%	
Response Rate		17/24	(70.83%)	

38 - Which College do you attend:

Response Option	Weight	Frequency	Percent	Percent Responses	Means	
Hobart	(1)	13	76.47%		1.24	
William Smith	(2)	4	23.53%			
				0 25 50 100	Instructor	
Response Rate				Mean	STD	Median
17/24 (70.83%)				1.24	0.44	1.00

Hobart and William Smith Colleges

Spring 2018 Final Course Evaluations

Course: ECON202-02: Statistics-02-ECON 202-02

Instructor: XINTONG WANG *

Response Rate: 17/24 (70.83 %)

39 - Are you currently a:						
Response Option	Weight	Frequency	Percent	Percent Responses	Means	
First Year	(1)	3	18.75%		 1.94	
Sophomore	(2)	11	68.75%			
Junior	(3)	2	12.50%			
Senior	(4)	0	0.00%			
				0 25 50 100	Instructor	
Response Rate			Mean		STD	Median
16/24 (66.67%)			1.94		0.57	2.00